



3rd largest school district
in Washington State



SHADLE PARK HIGH SCHOOL

2021 SCHOOL PROFILE

4327 N Ash St, Spokane, WA 99205 | (509) 354-6700
spokaneschools.org/shadle

BY THE NUMBERS*



86%
4-year graduation rate

53%
qualify for reduced-priced lunches

27%
are students of color

COLLEGE SUCCESS FOUNDATION

100
students are selected to participate in CSF



CAREER & TECHNICAL EDUCATION

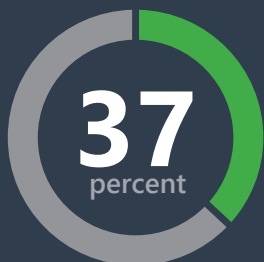


Shadle students get hands-on STEM experiences in PLTW Biomedical Science and Computer Science classes



48 students qualified for State DECA
8 students qualified for National DECA

AP ASSESSMENT



37% of test takers scored 3+ and higher
243 total AP test takers | **399** total exams

*Data based on 2019-2020 school year.

ABOUT US

Shadle Park High School is a four-year public high school located in northwest Spokane, Washington. Its long-standing traditions are grounded in Scottish heritage, as evidenced in their spirited bagpipe band and Highland dancer troupe; both perform at school and community events.

CURRICULUM REQUIREMENTS & HIGHLIGHTS

A focus on rigorous academic opportunities and high expectations is evident in the success of Shadle Park students. Spokane's district-wide goal is T-2-4: inspiring and preparing students to pursue a post-secondary education at a technical, two-year, or four-year college.

SUBJECTS	Grade 9	Grade 10	Grade 11	Grade 12
Arts 1 required course	Course offerings include: Ceramics, Drama, Digital Photography, Jewelry, Drawing*, Painting, Choir, Band, and Orchestra.			
English 4 years required	English 9	English 10	English 11*	English Electives*
History 3 years required	Human Geography*	World History*	US History*, US History Perspectives	Civics/CWA Government*
World Languages 2 years required	French or Spanish* Students must complete at least two sequential years in a single language: one must be level III or higher.			
Mathematics 3 years required	Algebra I Geometry Algebra II	Geometry Algebra II Precalculus	Algebra II Precalculus Calculus AB/BC*	Precalculus Calculus AB/BC* Statistics*/Math 107
Physical Education 2 years required	Intro to Fitness/Health Two semesters of an upper level Fitness course.			
Science 3 years required	Biology* PLTW Biomedical I	Anatomy and Physiology Chemistry*	Chemistry* Physics*	Physics* Science* Applied Field Sciences/ Plant Science
CTE: 1 required course	Course offerings include: Public Service, Business and Industry, Arts and Humanities, and STEM.			

*AP offered in these courses.

AP SCHOLAR ROSTER 2020 AP COURSES: 16

	Number	Avg Score		
AP Scholar	14	2.61	Biology	Physics
AP Scholar with Honour	3	3.40	Calculus	Psychology
AP Scholar with Distinction	6	3.77	Chemistry	Spanish
			Comp. Gov't & Politics	Statistics
			Computer Science	Studio Art, Drawing
			English Lang & Comp	US Gov't & Politics
			English Lit & Comp	US History
			Human Geography	World History

16 courses; **23** scholars; **3.02** average score

STANDARDIZED TESTS

2020 SENIOR CLASS

SAT REASONING TEST


Reading/Writing	508
Mathematics	508
Composite	1,015

Middle 50% Ranges & Means

ACT SCORES

English	17
Math	19
Reading	22
Science	22
Composite	20

Middle 50% Ranges & Means



MATRICULATION FOR CLASS OF 2020

Shadle Park seniors applied to a wide variety of colleges and 145 are currently attending 29 different post-secondary institutions. From a graduating class of 224, 45 percent have gone on to pursue further education at two- and four-year colleges: 15 percent are enrolled in two-year programs while 22 percent are pursuing four-year degrees; 14 graduates are attending four-year private colleges.

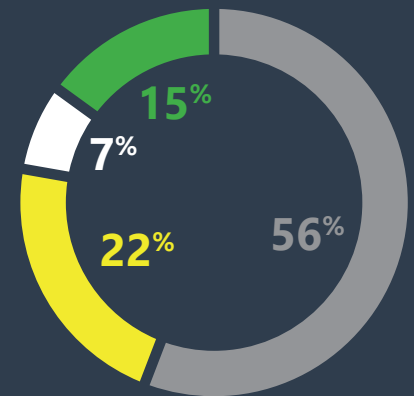
Arizona State University	1	Seattle Pacific University	1
Boise State University	1	Skagit Valley College	1
Central Washington University	2	South Dakota School of Mines	1
College of Southern Idaho	1	Southeastern University	1
Cornish College of The Arts	1	Spokane Community College	11
Eastern Washington University	23	Spokane Falls Community College	21
Gonzaga University	2	University of Idaho	1
Grand Canyon University	1	University of Oregon	1
Montana Tech of The University of Montana	1	University Of Washington - Seattle	4
Northwest University	1	Washington State University	10
Oregon State University	1	Wenatchee Valley College	1
Pacific Northwest College of Art	1	Western Governors University	2
Rocky Mountain College of Art and Design	1	Western Washington University	1
Santa Fe College	1	Whitworth University	3
Seattle Central College	1		

Student Population

Percentage of students identifying as:

72.8%	White
13.2%	Two or More Races
9.8%	Hispanic and Latino
1.9%	Black
1.1%	Asian
0.6%	American Indian or Alaskan Native

52.4% MALE	47.6% FEMALE
-------------------	---------------------



2020 College Placement Profile

224 graduates | 98 college bound

- 34** attending 2-year (pub+priv)
- 50** attending 4-year public
- 14** attending 4-year private
- 126** post-HS plans unreported

PRINCIPAL
CHRIS DUNN (509) 354-6702

ADMINISTRATIVE OFFICE (509) 354-6711
COUNSELING OFFICE (509) 354-6713

COLLEGE & CAREER SUPPORT
APRIL EBERHARDT (509) 354-6748
College & Career Specialist

KITTY HENNESSEY (509) 354-6711
Counselor - 12th Grade



EXECUTIVE DIR. OF STUDENT SUCCESS

SCOTT KERWIEN (509) 354-7349

Shadle Park is a
Highly Certified AVID Site